

PRODUCTS & SERVICES

EQUINIX METRO CONNECT SERVICES

A Simple, Scalable Way to Extend Your Connectivity Reach Across Data Centers

Metro Connect® services offer actively managed point-to-point connectivity between Equinix International Business Exchange™ (IBX®) data center locations within a metropolitan area (e.g., New York NY4 to NY9) and in a few cases, between metropolitan areas in the same country (e.g., London LD4 to Manchester MA3). Connect a deployment at one Equinix IBX data center to a partner, customer or yourself at a different IBX facility within the same metro or country. All Metro Connect service types include an end-to-end connection inclusive of a cross connect at the customer demarcation in our IBX facility. Available in data centers globally, Metro Connect provides reliable, flexible and value-driven connections to help you expand your infrastructure with direct access to enterprises, clouds and content providers between Equinix data centers located in a metropolitan area.

Metro Connect Offerings

Protected Metro Connect

The Protected Metro Connect offering allows customers in one IBX to connect to customers, partners or their own networks in another IBX. This offering provides resiliency for WAN connections using two diverse fiber paths and uses a single switch at each IBX. Customers get a single physical connection to their demarcation on each side.

- Path protection (also referred to as OPS—Optical Protection Switch for DWDM or MPLS for packet-based).*
- No node protection.
- Availability SLA 99.99%.
- 1Gbps, 10 Gbps and 100 Gbps port speeds (100 G in select markets).
- Available in optical Layer 1 (10 Gbps, 100 Gbps) or packet-based Layer 2 service options (1 Gbps). In some metros, 10 Gbps available as packet-based Layer 2 service.

Dual-diverse Metro Connect

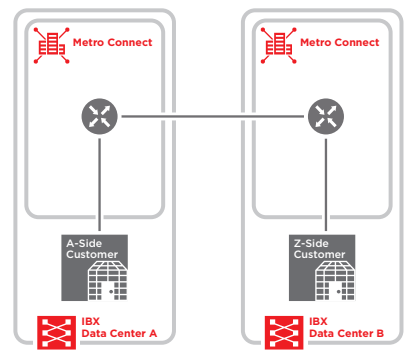
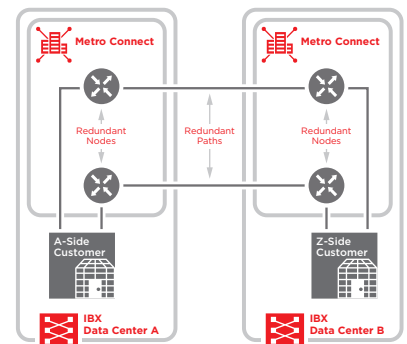
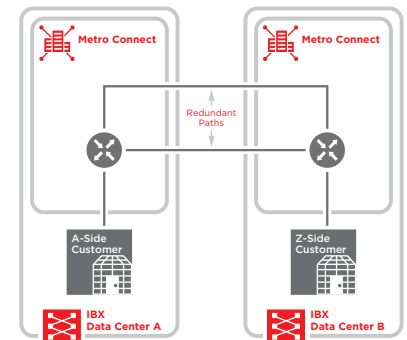
The Dual-diverse Metro Connect offering allows customers in one IBX to connect to customers, partners or their own networks in another IBX. This offering provides resiliency for WAN connections using two diverse fiber paths and uses two switches at each location. Customers get two physical connections to their demarcation on each side.

- Path protection using two diverse fiber paths.
- Node protection.
- Availability SLA 99.999%.
- 1 Gbps, 10 Gbps and 100 Gbps port speeds (100 Gbps in select markets).
- Available in optical Layer 1 (10 Gbps, 100 Gbps) or packet-based Layer 2 service options (1 Gbps). In some metros, 10 Gbps available as packet-based Layer 2 service.

Unprotected Metro Connect

The Unprotected Metro Connect offering allows customers in one IBX to connect to customers or their own networks in another IBX. This offering does not provide any redundancy. We recommend that customers make their own arrangements for redundancy through a network service provider.

- No path protection.
- No node protection.
- Availability SLA 99.9%.
- 1 Gbps, 10 Gbps and 100 Gbps port speeds (100 Gbps in select markets).
- Available in optical Layer 1 (10 Gbps, 100 Gbps) or packet-based Layer 2 service options (1 Gbps). In some metros, 10 Gbps available as packet-based Layer 2 service.



* DWDM Path Protection in Istanbul uses Restoration for failover within a few seconds.

PRODUCTS & SERVICES

EQUINIX METRO CONNECT SERVICES



Layer 2 Services—switch-based options

Equinix uses several Ethernet switch and router technologies to offer point-to-point Layer 2 connectivity between our IBX data centers.

For redundant Layer 2 paths, the particular failover mechanism (e.g., MPLS FRR, EAPS) will vary depending on the network equipment present between sites.

PORT SPEED	MEDIA TYPE*	MTU SIZE	TRANSCEIVER MODULE	ENCAPSULATION TYPE
1 Gbps	MMF SMF UTP	1,522 b & Up**	1000 BASE-SX 1000 BASE-LX 1000 BASE-T	802.1ad (QinQ)
10 Gbps	SMF	1,522 b & Up**	10 Gbps BASE-LR (1310 nm)	802.1ad (QinQ)

*Media Type availability varies by region.
All interfaces are set to full duplex.

**Most locations support jumbo frames (9032 bytes).

Layer 1 Services—DWDM options

Equinix utilizes DWDM transport to offer point-to-point wavelength-based connectivity between select IBX locations. Metro Connect services are provided over carrier fiber and available in various port speeds.

PORT SPEED	MEDIA TYPE	MTU SIZE	TRANSCEIVER MODULE	ENCAPSULATION TYPE
10 Gbps*	SMF	NA	10 Gbps BASE-LR (1310 nm)	LAN-PHY
100 Gbps	SMF	NA	100 Gbps BASE-LR4 (1310 nm)	LAN-PHY

*In some metros, 10Gbps available as packet-based Layer 2 service.
All interfaces are set to full duplex.

Benefits

- **Reliability**—Highly reliable connections between customer demarcation points.
- **Flexibility**—Multiple bandwidth options (1 Gbps, 10 Gbps & 100 Gbps) offered over dedicated leased fiber.
- **Value-driven connections**—Quick and affordable extensions from your infrastructure to your customers and partners located in different Equinix IBX facilities within the same metro.

Availability

Metro Connect offerings vary by location. For more information, please contact your Equinix sales representative.

